

ORTHOeasy®



Refined, efficient & flexible.

The complete system for skeletal anchorage solutions.

www.forestadent.com

FORESTADENT®
GERMAN PRECISION IN ORTHODONTICS

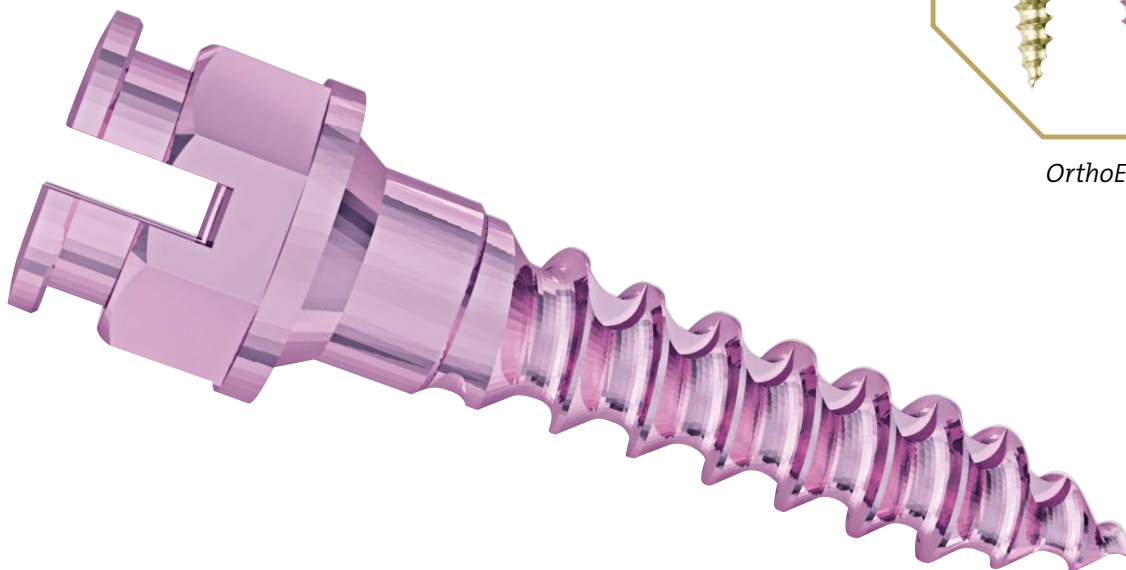
ORTHOeasy® Pins

Skeletal anchorage made easy

The OrthoEasy® pins come with a self-cutting thread and colour-coded lengths for quick identification. The vestibular OrthoEasy® mini implants employ a bracket design screw head with a cross slot .022" x .025" and a rounding on the inside, allowing the use of wire sizes up to .019" x .025".




OrthoEasy® Pins



ORTHOeasy[®] Pal

The clever supplement for palatal anchorage

The OrthoEasy[®] System is complemented by OrthoEasy[®] Pal. Pal stands for palatal, as the pin was developed specifically for the anchorage of orthodontic appliances in the palate. Now appliances for palatal expansion and distalization or mesialization can be attached quicker and easier. The head of the OrthoEasy[®] Pal is equipped with a practical inner thread so that the abutments can simply be attached with a retaining screw.



**NEW: ADAPTED ABUTMENT
FOR EASIER PLACEMENT**



Placement of OrthoEasy[®] Pal in palate.



An abutment is placed on the screw head, to which the appliance is welded.



The appliance is attached to the head of the OrthoEasy[®] Pal Pin with a retaining screw.

The design of the thread peak offers safe and easy passage through the gingiva and corticalis.

Shark like cuts make a new pitch at every single winding step.

OrthoEasy® Pin


Transgingival conical screw neck for wound closure in the area of the gingiva.

An innovative head and three colour coded lengths for all of your orthodontic anchorage needs.


Compression step at the corticalis for higher stability through mechanical compaction of the bone.

OrthoEasy® Pal


Easy anchorage of appliances in the screw head.



Advantages of the OrthoEasy® mini implants




Small inventory of screws covers most treatment options




Limited additional instruments required



Self-drilling insertion




Easy insertion with low torque, thanks to shark-like cuts




Primary stability thanks to a compression step in the last pitch



Multiple connection possibilities through refined head design




Good hold in the insertion tool thanks to the hexagon head, offering increased leverage



Optimum control of the slot position during insertion thanks to coloured laser marking on the blade



High level of patient comfort thanks to reduced vertical head height



Visual differentiation thanks to colour-coding



Bio-compatible through titanium grade 5 alloy

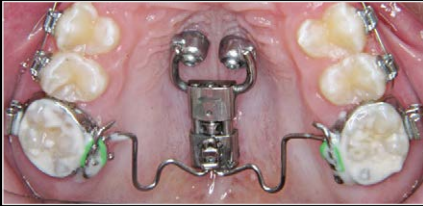


Additional advantage with OrthoEasy® Pal
Reliable screwing of the appliance to the mini implant using retaining screws

OrthoEasy® accessories



The power arm targets power at the same height as the centre of resistance and is applicable for en masse retraction and sliding mechanics.



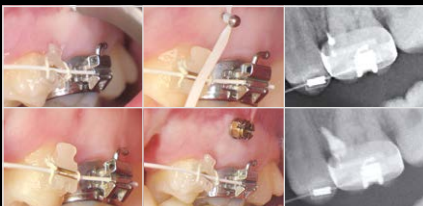
Palatal-abutments for easy coupling of lab-made appliances to OrthoEasy® Pal Pins (i.e. Frog and RPE appliances).



The space jet allows safe, fast and gentle space closure with minimal clinical input.



Molar up-righting spring for direct pin anchorage.



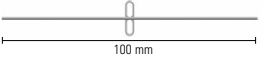

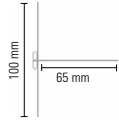





















X-ray pin for pre surgical diagnostics of the anatomical structures.



The slider concept allows for simple and guided mesializing and distalizing, respectively, of teeth.

Accessories

Order No.		Description	Content	OrthoEasy®	OrthoEasy® Pal	
1299-0100		Fixation plate with parallel wire (ø 1.1 mm)*	1	-		
1299-0101		Fixation plate with orthogonal wire (ø 1.1 mm)*	1	-		
1299-0102		Fixation plate with wire in T-shape (ø 1.1 mm)*	1	-		
322-0110		SmartJet™ Tube, distal-mesial slider	1	-		
322-0120		SmartJet™ laboratory screw driver	1	-		
322-0121		SmartJet™ blade for torque screw driver	1	-		
1299-0007		Torque Driver (for 1299-1006, 322-0121), limited to 10 Ncm	1	-		
A167D1639		Distal screw for Frog II appliance	1	-		
100-0009		Safety Key	1	-		
307-1012		Memory Titanol-spring for molar-uprighting	.018" x .025" (Slot .022")	10		-
307-1010			.016" x .022" (Slot .018")			
307-1060			Power-Arm .018"	10		-
307-1065			Power-Arm .022"			
307-1070		Space Jet	2		-	

*Length fixation element 13.5 mm

ORTHOeasy®























OrthoEasy® and OrthoEasy® Pal Pins – non sterile

Order No.		Size	Content	OrthoEasy®	OrthoEasy® Pal
1101A2306		6 mm	6 x 1,7 mm Slot .022"	5	-
1101A2308		8 mm	8 x 1,7 mm Slot .022"	5	-
1101A2310		10 mm	10 x 1,7 mm Slot .022"	5	-
1201A2308		8 mm	8 x 1,7 mm	-	5

OrthoEasy® and OrthoEasy® Pal Pins – sterile



Order No.		Size	Content	OrthoEasy®	OrthoEasy® Pal
1101S2306		6 mm	6 x 1,7 mm Slot .022"	5	-
1101S2308		8 mm	8 x 1,7 mm Slot .022"	5	-
1101S2310		10 mm	10 x 1,7 mm Slot .022"	5	-
1201S2308		8 mm	8 x 1,7 mm	-	5

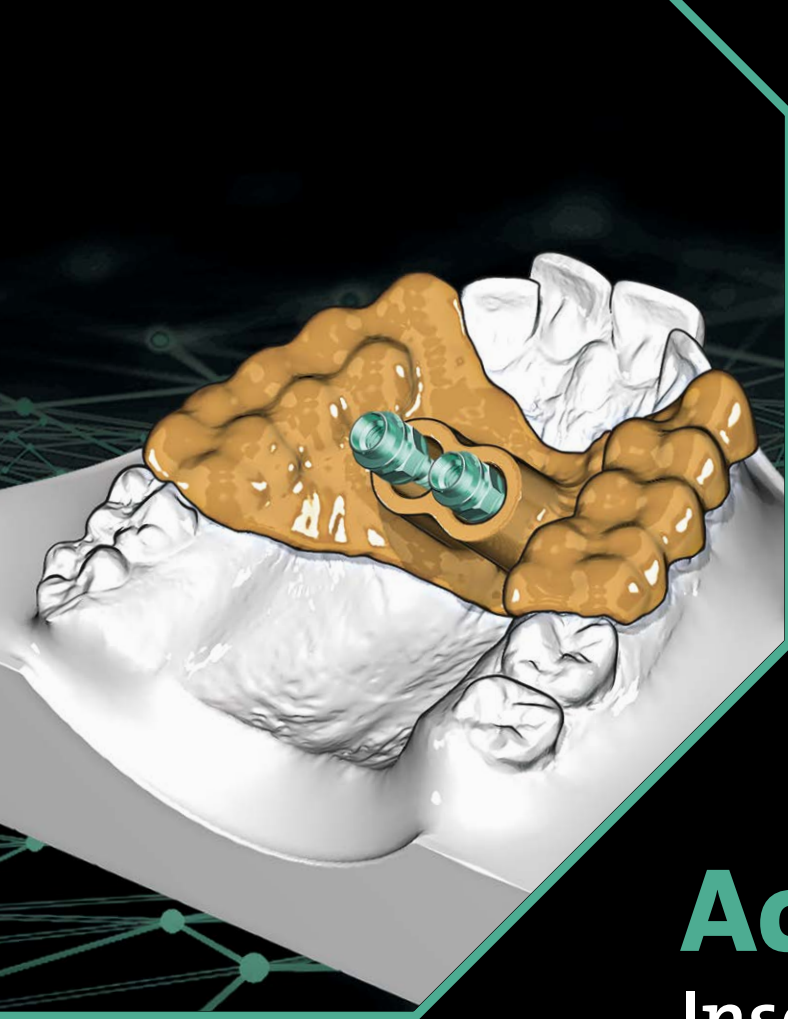
Basic products

Order No.		Description	Content	OrthoEasy®	OrthoEasy® Pal
1199-0006		OrthoEasy® short blade 10 mm – Octagonal for screwdriver	1		-
1199-0015		OrthoEasy® long blade 45 mm – Octagonal for screwdriver	1		-
1199-0007		OrthoEasy® blade 5 mm – Octagonal for contra-angle handpiece	1		
1199-0008		OrthoEasy® blade 10 mm – Octagonal for contra-angle handpiece	1		
1199-0002		OrthoEasy® handle for screw driver	1		-
1299-1001		OrthoEasy® Pal lab analog	1	-	
1299-1003		OrthoEasy® Pal Retaining screw only to be used with 1299-1006	10	-	
1299-1004		OrthoEasy® Pal abutment	10	-	
1299-1005		OrthoEasy® Pal impression cap	10	-	
1299-1006		Blade for OrthoEasy® Pal retaining screw for contra-angle handpieces with torque control (Torque 10 Ncm) or alternatively: 1299-0007	1	-	

ORTHOeasy®

Optional products

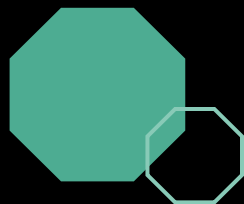
Order No.		Description	Content	OrthoEasy®	OrthoEasy® Pal
1199-0000		OrthoEasy® rack (empty), for OrthoEasy® pins and instruments	1		
1299-1007		Manual drive attachment for contra-angle handpiece	1	-	



Accuguide[®]

Insertion guide

for a template guided insertion
of OrthoEasy[®] Pal mini screws



FORESTADENT (Germany)
Bernhard Förster GmbH
Westliche Karl-Friedrich-Str. 151
75172 Pforzheim
Phone: +49 (0) 7231 459-0
Fax: +49 (0) 7231 459-102
info@forestadent.com
www.forestadent.com



FORESTADENT®
GERMAN PRECISION IN ORTHODONTICS